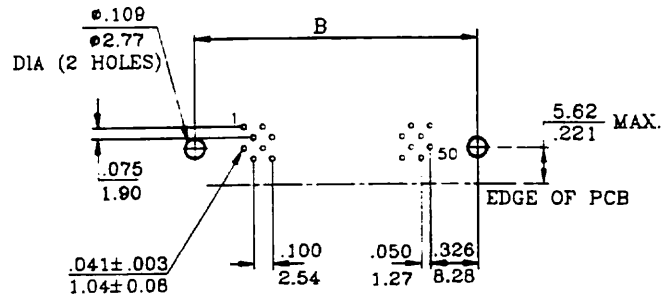
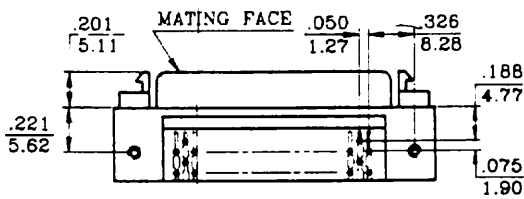
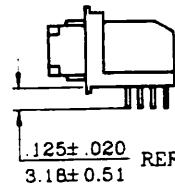
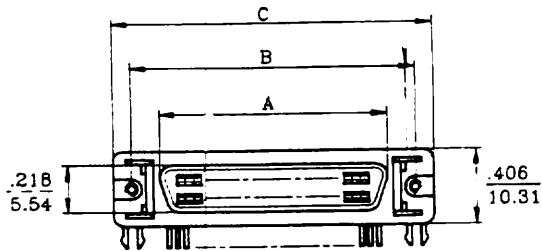
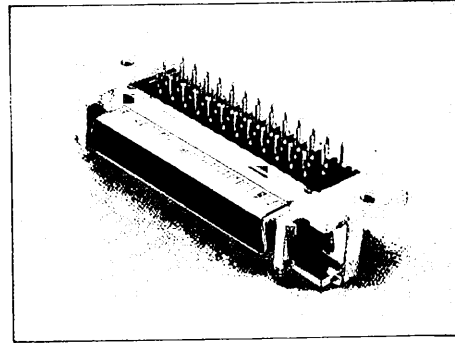


# SCSI R SERIES

## D-SUB SCSI II RIGHT ANGLE TYPE



PCB HOLE PATTERN

### DIMENSIONS

TYPE	SIZE	A	B	C
1	50	1.366 34.70	1.831 46.50	2.063 52.40
2	68	1.815 46.10	2.281 57.93	2.512 6.380