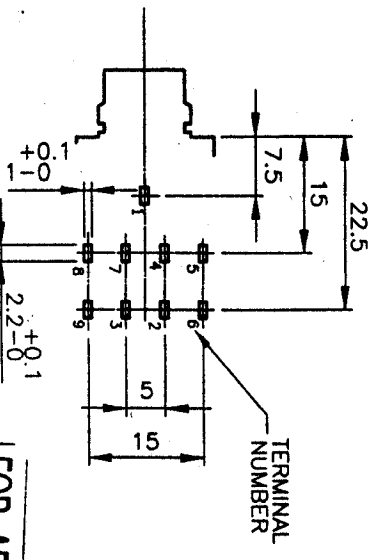
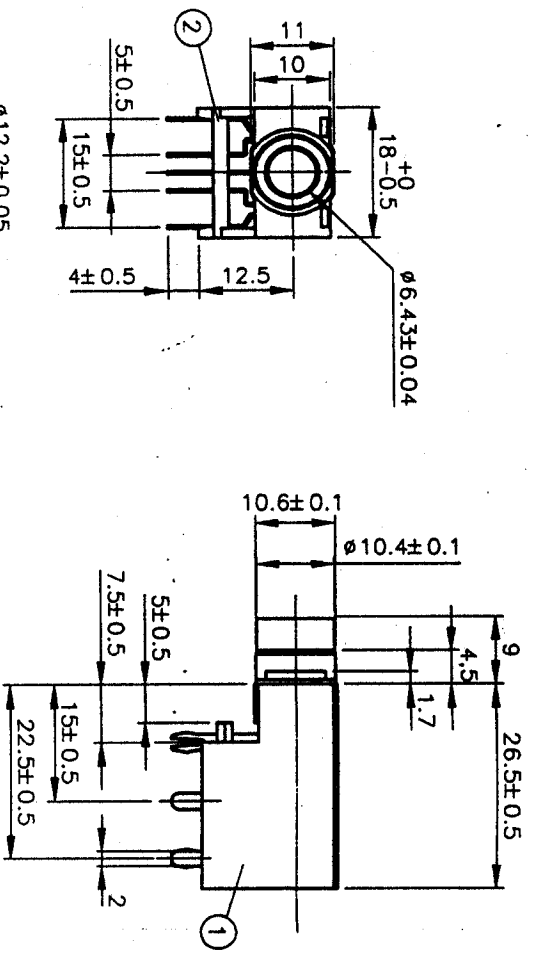
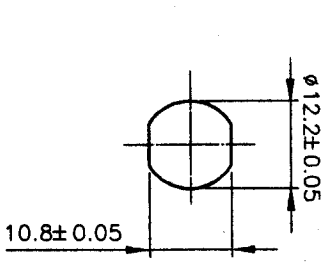


REVISIONS				
LTR	DESCRIPTION	DATE	REVISED	APPROVED
Δ1	本圖材質變更 POM → PBT+GF	1997.01.22	吳平	吳平
Δ2	本圖材質變更 PBT+GF(94V-0) → ABS(94HB)	1997.05.20	吳平	吳平

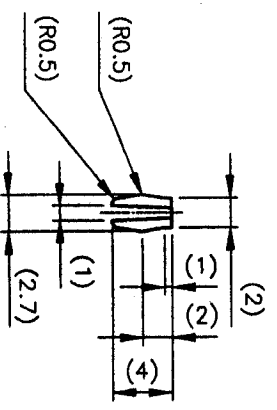
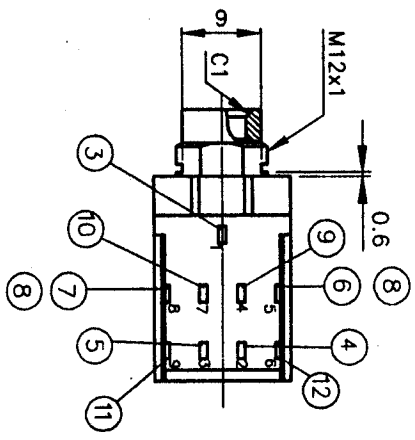


HOLE LAYOUT
(BOTTOM VIEW)

FOR APPROVAL
DEC 23 1998



PANEL HOLE



DETAIL OF TERMINAL NO 1,2,3

12	MAKE TERMINAL	1	C5212, t=0.2	MB:Cu,Ag	NO.6
11	MAKE TERMINAL	1	C5212, t=0.2	MB:Cu,Ag	NO.9
10	B TERMINAL	1	C2680, t=0.4	MB:Cu,Ag	NO.7
9	B TERMINAL	1	C2680, t=0.4	MB:Cu,Ag	NO.4
8	SEPARATOR	2	PA66 (BLACK)	94V2	
7	T TERMINAL	1	C5212, t=0.35	MB:Cu,Ag	NO.8
6	T TERMINAL	1	C5212, t=0.35	MB:Cu,Ag	NO.5
5	RING TERMINAL	1	C5212, t=0.3	MB:Cu,Ag	NO.3
4	TIP SPRING	1	C5212, t=0.3	MB:Cu,Ag	NO.2
3	EARTH SPRING	1	C5212, t=0.3	MB:Cu,Ag	NO.1
2	COVER	1	POM (BLACK)	94HB	
1	HOUSING	1	ABS (BLACK)	94HB	

LTR	PART NAME	QTY	MATERIAL (THICK, COLOR)	SCALE	1/1	NAME	REMARK	REMARK
DSND	C.H.CHANG	1	ABS (BLACK)	1/1		PHONE JACK		
DWNI	CHRISTINA	1	ABS (BLACK)	1/1				
CHKD	24.9.98	1	ABS (BLACK)	1/1				
APVD	Kevin	1	ABS (BLACK)	1/1				

SINGATRON ENT. CO., LTD. (U.S.A.)
A-6403B1 002