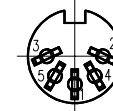
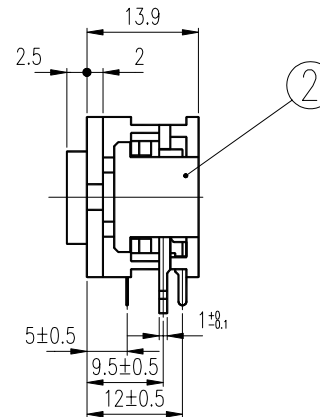
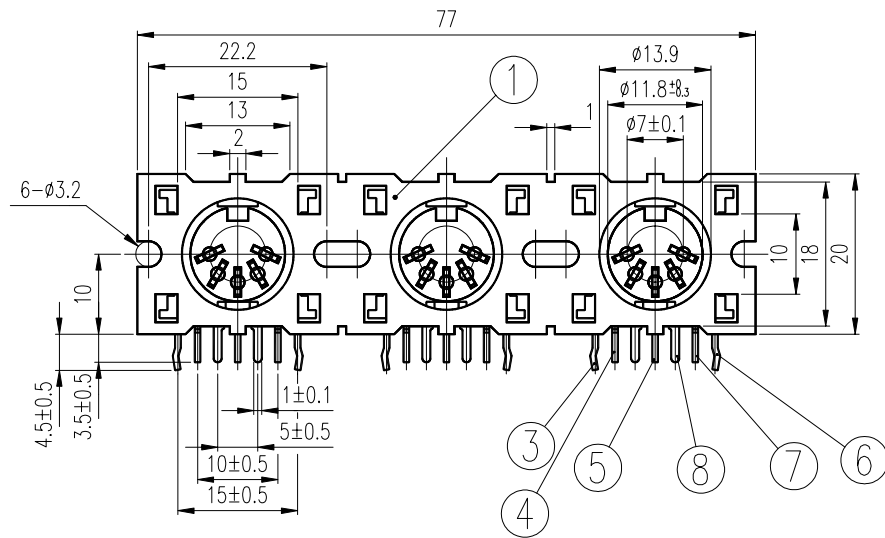
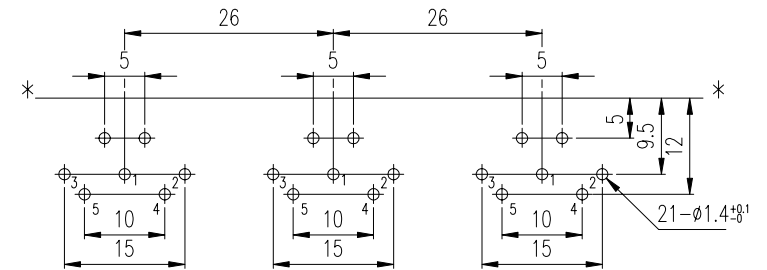


REVISIONS				
LTR	DESCRIPTION	DATE	REVISED	APPROVED

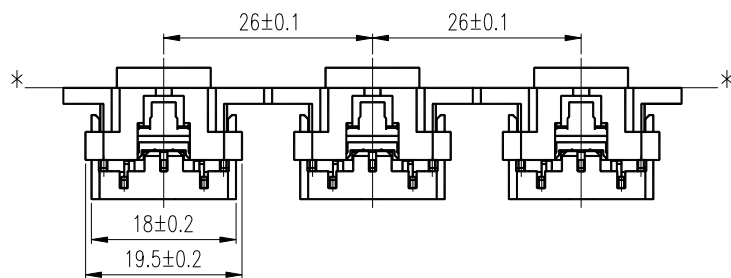


PIN LAYOUT (TO INSERT PLUG)



RECOMMEND PCB HOLES LAYOUT

T:1.6 Dimension of PC board holes
Tolerance : ±0.1 (Printed-side View)



8	TIP SPRING	3	C5212	t=0.2	MB:Cu	Sn/Pb	PLATED
7	TERMINAL	3	C2680	t=0.7	MB:Cu	Sn/Pb	PLATED
6	TERMINAL	3	C2680	t=0.7	MB:Cu	Sn/Pb	PLATED
5	TERMINAL	3	C2680,	t=0.7	MB:Cu	Sn/Pb	PLATED
4	TERMINAL	3	C2680,	t=0.7	MB:Cu	Sn/Pb	PLATED
3	TERMINAL	3	C2680,	t=0.7	MB:Cu	Sn/Pb	PLATED
2	COVER	3	ABS	(BLACK)	UL-94HB		
1	HOUSING	1	ABS	(BLACK)	UL-94HB		

LTR	PART NAME	QTY	MATERIAL	REMARK
DSND	WILLIAM	DATE	1996.03.06	NAME DIN CONNECTOR CAT. No. HDC-052-03 DWN. No. A-052-03
DWN		DATE	3RD ANGLE PROJECTION	
CHKD	JOHNSON	DATE		
APVD	YUAM	DATE	1996.03.06	
UNIT : mm				
SINGATRON U.S.A.				1/1 A

UNLESS OTHERWISE SPECIFIED, TOLERANCE ON DECIMAL:±0.3

ANGLES:±5°