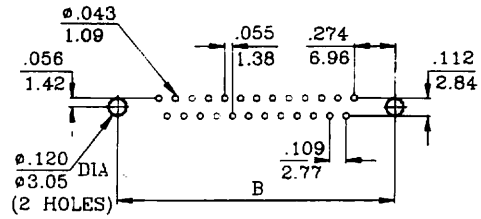
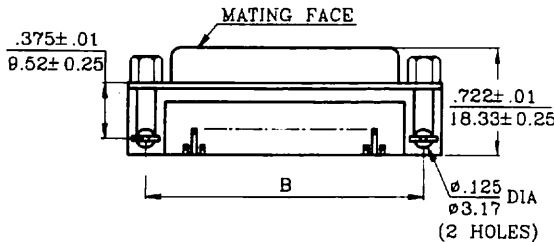
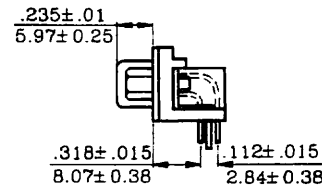
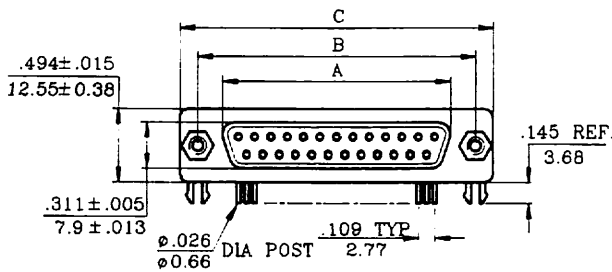



DRO SERIES

D-SUB CONNECTOR, RIGHT ANGLE TYPE 0.318" FOOTPRINT, LOW PROFILE



PCB HOLE PATTERNS

• MOUNTING OPTIONS:
SEE PAGE 26, 27

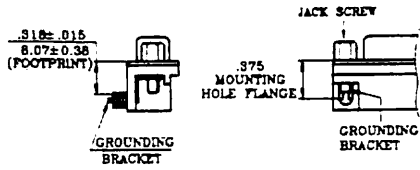
DIMENSIONS

SHELL SIZE	A	B	C
	.010 0.25	.005 0.13	.015 0.38
9 (E)	0.643 16.33	0.984 24.99	1.213 30.81
15 (A)	0.971 24.66	1.312 33.32	1.541 39.14
25 (B)	1.511 38.38	1.852 47.04	2.088 53.04
37 (C)	2.159 54.84	2.500 63.50	2.729 69.32

MOUNTING OPTION

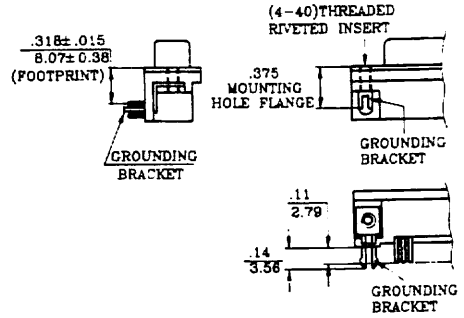
OPTION X

WITH GROUNDING BRACKETS (LOCKING TYPE), AND JACK SCREWS ASSEMBLED TO CONNECTOR



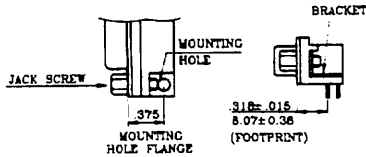
OPTION N

WITH GROUNDING BRACKETS (LOCKING TYPE) AND WITH RIVETED THREADED INSERTS



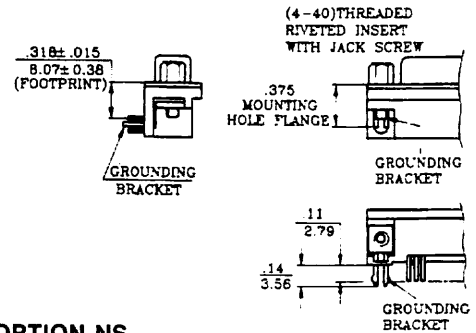
OPTION I

WITH .130 DIAMETER NON-THREADED MOUNTING HOLES, AND WITH JACK SCREWS



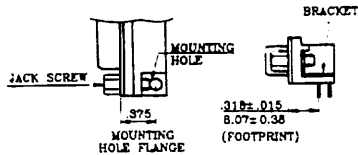
OPTION NJ

WITH GROUNDING BRACKETS (LOCKING TYPE) WITH RIVETED THREADED INSERTS AND JACK SCREWS ASSEMBLED TO CONNECTOR



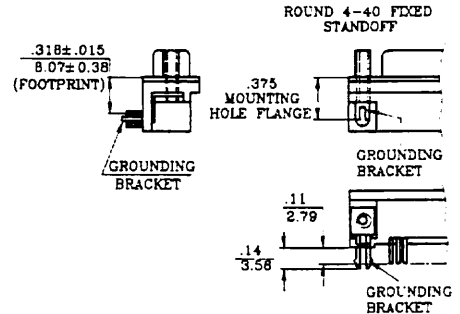
OPTION J

WITH 4-40 T-THREADED MOUNTING HOLES AND WITH JACK SCREWS



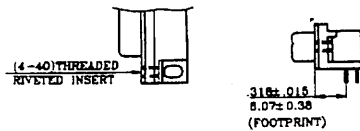
OPTION NS

WITH GROUNDING BRACKETS (LOCKING TYPE) AND WITH ROUND 4-40 FIXED STANDOFF



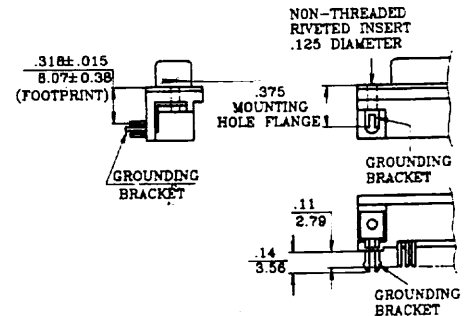
OPTION G

WITH RIVETED THREADED INSERTS



OPTION NT

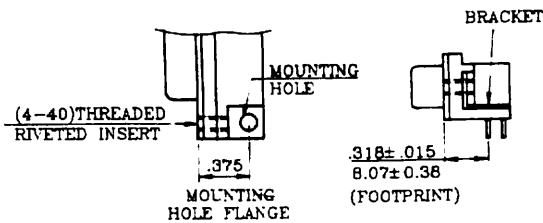
WITH GROUNDING BRACKETS (LOCKING TYPE) AND WITH .125 DIAMETER NON-THREADED RIVETED INSERTS



MOUNTING OPTION

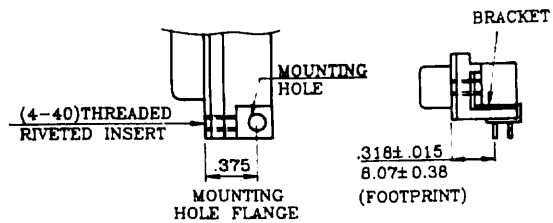
OPTION H

WITH .125 DIAMETER NON-THREADED MOUNTING HOLES AND WITH RIVETED THREADED INSERTS



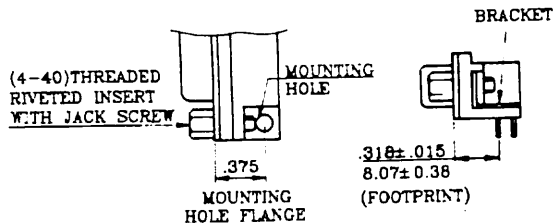
OPTION O

WITH GROUNDING STRAPS WITH .125 DIAMETER NON-THREADED MOUNTING HOLES AND WITH RIVETED THREADED INSERTS



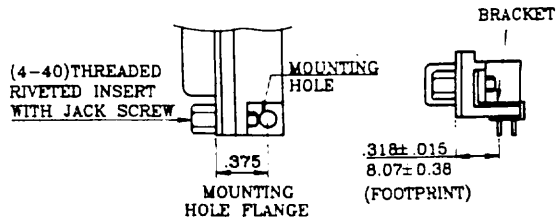
OPTION HJ

WITH .125 DIAMETER NON-THREADED MOUNTING HOLES WITH RIVETED THREADED INSERTS AND JACK SCREWS ASSEMBLED TO CONNECTOR



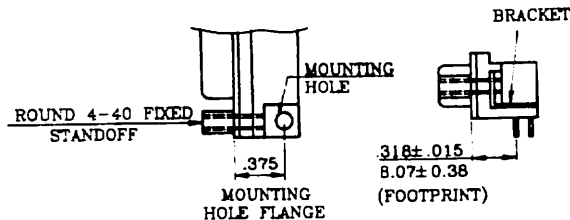
OPTION OJ

WITH GROUNDING STRAPS WITH .125 DIAMETER NON-THREADED MOUNTING HOLES WITH RIVETED THREADED INSERTS AND JACK SCREWS ASSEMBLED TO CONNECTOR



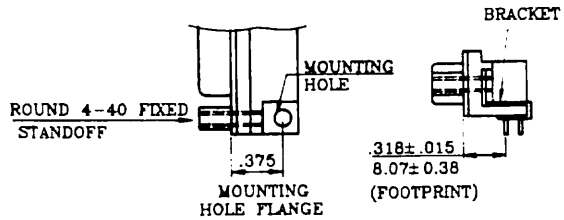
OPTION HS

WITH .125 DIAMETER NON-THREADED MOUNTING HOLES AND WITH ROUND 4-40 FIXED STANDOFF



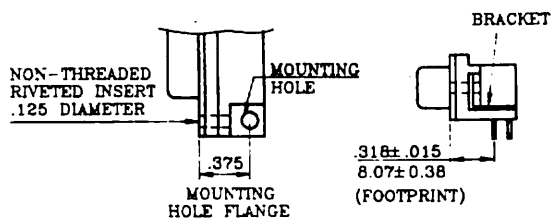
OPTION OS

WITH GROUNDING STRAPS WITH .125 DIAMETER NON-THREADED MOUNTING HOLES AND WITH ROUND 4-40 FIXED STANDOFF



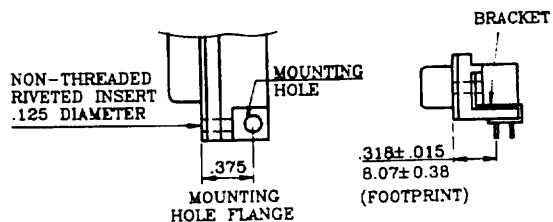
OPTION HT

WITH .125 DIAMETER NON-THREADED MOUNTING HOLES AND WITH .125 DIAMETER NON-THREADED RIVETED INSERTS



OPTION OT

WITH GROUNDING STRAPS WITH .125 DIAMETER NON-THREADED MOUNTING HOLES AND WITH .125 DIAMETER NON-THREADED RIVETED INSERTS



HOW TO ORDER

$\frac{DR}{1} - \frac{A}{2} \frac{15}{3} \frac{S}{4} - \frac{NJ}{5} - \frac{0}{6} \frac{0}{7} \frac{0}{8} - \frac{C}{9}$

$\frac{DP}{1} - \frac{E}{2} \frac{9}{3} \frac{S}{4} / \frac{E}{2} \frac{15}{3} \frac{S}{4} - \frac{ANJ}{5} - \frac{0}{6} \frac{0}{7} \frac{0}{8} - \frac{C}{9}$ (DUAL PORT ONLY)

TOP CONNECTOR BOTTOM CONNECTOR

1. SERIES

2. SHELL SIZE

E - - - - - 9	B - - - - - 25
A - - - - - 15	C - - - - - 37
G - - - - - 19	D - - - - - 50
F - - - - - 23	

3. NO. OF CONTACTS

9, 15, 19, 23, 25, 26, 37, 44, 50, 62, 78, 104

4. CONTACT TYPE

P : PIN CONTACT (PLUG), BRASS
S : SOCKET CONTACT (RECEPTACLE), PHOSPHOR BRONZE
SB : SOCKET CONTACT (RECEPTACLE), BRASS

5. MOUNTING OPTIONS

6. CONTACT FINISH

0: GOLD FLASH	4: 15 μ''
1: SELECTIVE GOLD FLASH	5: 20 μ''
2: 5 μ''	6: 30 μ''
3: 10 μ''	

7. INSULATOR COLOR

0: BLACK	2: BLUE
1: WHITE	3: GREY

8. SHELL PLATED

0: TIN	2: ZINC
1: NICKEL	3: ALL PLASTIC

9. CUSTOMER'S DESIGN

FEATURES

- MEETS EIA, RS232C AND RS449 STANDARDS FOR DATA COMMUNICATION INPUT/OUTPUT CONNECTORS
- BRIGHT TIN SHELLS FOR EXCEPTIONAL CONDUCTIVITY AND GROUNDING
- INDENTATIONS (DIMPLES) FOR EXCEPTIONAL GROUNDING AND MATING RETENTION
- D SHAPE CONNECTOR MATING AND POLARIZATION
- SEVEN (7) SHELL SIZES
- FIVE (5) TYPES OF CONTACT TERMINATION, SOLDER CUP, SOLDER DIP, CRIMP, IDC AND RIGHT ANGLE
- TWO (2) TYPES OF CONTACT CONSTRUCTION, PRECISION MACHINED OR PRECISION FORMED
- ACCESSORIES ARE AVAILABLE

PERFORMANCE SPECIFICATIONS

MATERIALS AND FINISH

SHELL

STEEL MATERIAL, TIN FINISH AND IDENTIFICATIONS (DIMPLES) ON PLUG ONLY

INSERT

PBT THERMO PLASTIC, BLACK COLOR, 30% GLASS FILLED SELF EXTINGUISHING, 94V-0 RATED

CONTACT MATERIAL

PIN : BRASS
SOCKET: PHOSPHOR BRONZE OR BRASS

MECHANICAL CHARACTERISTICS

CONTACT RETENTION

PRECISION MACHINED CONTACT 10 LBS
PRECISION FORMED CONTACT 10 LBS

CONTACT SEPARATION FORCE

4 OUNCES MIN

ELECTRICAL CHARACTERISTICS

CONTACT CURRENT RATING

PRECISION MACHINED CONTACT 7.6 AMPS (WITH 20 AWG WIRE)
PRECISION FORMED CONTACT 5.0 AMPS (WITH 20 AWG WIRE)

CONTACT RESISTANCE

PRECISION MACHINED CONTACT
5 MILLIOHMS MAX
PRECISION FORMED CONTACT
8 MILLIOHMS MAX

MILITARY AND FEDERAL SPECIFICATIONS

ASTM-B633	ZINC PLATING
QQ-B750	PHOSPHOR BRONZE
QQ-N-290	NICKEL PLATING
QQ-S-698	STEEL

CONTACT FINISH

GOLD FLASH OVER 100 MICRO INCH
NICKEL ON ENTIRE CONTACT AREA.

GROUNDING BRACKET

BRASS MATERIAL, TIN FINISH

RIVETED INSERT

BRASS MATERIAL, NICKEL FINISH

JACK SCREW

BRASS MATERIAL,

CONTACT ENGAGEMENT FORCE

9 OUNCES MAX

DIELECTRIC WITHSTANDING VOLTAGE

1000 VAC MIN

INSULATION RESISTANCE

5000 MEGOHMS MIN

TEMPERATURE RATING

- 55 ~ + 125 °C

MIL-C-50	BRASS
MIL-C-576	COPPER
MIL-G-45204	GOLD PLATING
MIL-T-10727	TIN PLATING